



MG GAZETTE





MISSION:

The mission of the association shall be to organize and promote volunteer efforts that Support Extension programs advancing sound horticultural practices in Nueces County.

Nueces Master Gardeners, Inc. Issue 3 March 2014

[HTTP://NUECES.AGRILIFE.ORG](http://NUECES.AGRILIFE.ORG)

<p>Plant St. Patrick's Cabbage</p>  <p>Botanical Name <i>Saxifraga spathularis</i></p> 	<p>March Topics</p> <ul style="list-style-type: none"> ⊗ <i>MG Officers</i> ⊗ <i>President's Corner</i> ⊗ <i>Happenings</i> ⊗ <i>Agent's Notes</i> ⊗ <i>March Potluck</i> ⊗ <i>Meeting Dates</i> ⊗ <i>Botanical Garden Lectures</i> ⊗ <i>Birthdays</i> ⊗ <i>Media Kick-of</i> ⊗ <i>Volunteer Opportunities</i> ⊗ <i>Garden Council</i> ⊗ <i>MG's in Action</i> ⊗ <i>Lemons in My Garden</i> ⊗ <i>Volunteer Management System</i> ⊗ <i>Mulch Madness</i> 	<p style="text-align: center;">MG Officers and Elect 2014</p> <table border="1"> <tr> <td>President</td> <td>Norma Hernandez</td> <td>(361) 816-8206</td> </tr> <tr> <td>Elect</td> <td>Deborah Holliday</td> <td>(956) 433-7110</td> </tr> <tr> <td>Vice President</td> <td>Debra Martin</td> <td>(361) 815-1867</td> </tr> <tr> <td>Elect</td> <td>Alene Burch</td> <td>(361) 334-1021</td> </tr> <tr> <td>Secretary</td> <td>Linda Lamprecht</td> <td>(361) 215-7738</td> </tr> <tr> <td>Elect</td> <td>Carol Barragy</td> <td>(361) 658-9424</td> </tr> <tr> <td>Treasurer/Bookkeeper</td> <td>Mary Lambert</td> <td>(361) 813-7596</td> </tr> <tr> <td>Elect</td> <td>Theresa Stelzig</td> <td>(361) 643-6491</td> </tr> <tr> <td>Publicity</td> <td colspan="2">ALL MASTER GARDENERS</td> </tr> <tr> <td>Gazette Editor</td> <td>Jenny Mohundro jlmohundro@gmail.com</td> <td>(361) 850-7904</td> </tr> <tr> <td>Ex-Officio</td> <td>Stephanie Martin</td> <td>(361) 814-7776</td> </tr> <tr> <td>Members-at-large</td> <td colspan="2">DeAnna Baumgartner, Betty Rogers, Gary Martin</td> </tr> <tr> <td>State Directors</td> <td colspan="2">Jenny Mohundro, Carlos Valdez</td> </tr> <tr> <td>Extension Office</td> <td>Lisa Martinez</td> <td>(361) 767-5217</td> </tr> <tr> <td>MG Helpline</td> <td></td> <td>(361) 767-5250</td> </tr> </table>	President	Norma Hernandez	(361) 816-8206	Elect	Deborah Holliday	(956) 433-7110	Vice President	Debra Martin	(361) 815-1867	Elect	Alene Burch	(361) 334-1021	Secretary	Linda Lamprecht	(361) 215-7738	Elect	Carol Barragy	(361) 658-9424	Treasurer/Bookkeeper	Mary Lambert	(361) 813-7596	Elect	Theresa Stelzig	(361) 643-6491	Publicity	ALL MASTER GARDENERS		Gazette Editor	Jenny Mohundro jlmohundro@gmail.com	(361) 850-7904	Ex-Officio	Stephanie Martin	(361) 814-7776	Members-at-large	DeAnna Baumgartner, Betty Rogers, Gary Martin		State Directors	Jenny Mohundro, Carlos Valdez		Extension Office	Lisa Martinez	(361) 767-5217	MG Helpline		(361) 767-5250
President	Norma Hernandez	(361) 816-8206																																													
Elect	Deborah Holliday	(956) 433-7110																																													
Vice President	Debra Martin	(361) 815-1867																																													
Elect	Alene Burch	(361) 334-1021																																													
Secretary	Linda Lamprecht	(361) 215-7738																																													
Elect	Carol Barragy	(361) 658-9424																																													
Treasurer/Bookkeeper	Mary Lambert	(361) 813-7596																																													
Elect	Theresa Stelzig	(361) 643-6491																																													
Publicity	ALL MASTER GARDENERS																																														
Gazette Editor	Jenny Mohundro jlmohundro@gmail.com	(361) 850-7904																																													
Ex-Officio	Stephanie Martin	(361) 814-7776																																													
Members-at-large	DeAnna Baumgartner, Betty Rogers, Gary Martin																																														
State Directors	Jenny Mohundro, Carlos Valdez																																														
Extension Office	Lisa Martinez	(361) 767-5217																																													
MG Helpline		(361) 767-5250																																													
<p><i>In addition to shamrocks, there is another plant that honors Ireland's patron saint, one much more deserving of the role. Saint Patrick's Cabbage is a saxifrage that bears the saint's name both in its common name and its binomial moniker, Saxifraga spathularis. It is a distinctly Irish plant, being found only on the Island of Ireland as well as northwestern Spain and the mountains of north Portugal where it is commonly called abelairiña. Its clusters of green leaves bear stalked pannicles of pretty white flowers that show numerous pink dots on the petals. S. spathularis has a wide tolerance to soil conditions and can be found in a variety of habitats, from exposed mountains to the shade of humid woodlands. In Ireland, it is distributed along the west coast, from Cork to Donegal, however its main base is in Kerry and West Cork..</i></p> <p>http://21stcenturynaturalist.blogspot.com/2011/05/saint-patricks-cabbage.html</p>																																															



President's Corner

The Spring Home & Garden Show was a tremendous success. In addition to offering cookbooks and "Best of Texas" books to the public, volunteers promoted the Master Gardener program. By the end of the event, we had taken 11 names of prospective interns for Class 25. Way to go!

I want to thank everyone involved with the show: loading our "stuff" at the extension office, transportation, setting up and breaking down the booth and returning our "stuff".

Thank you to our speakers: Beverly Leach (landscaping), Jessica Weizer (bugs), Joanne Salge (xeriscape), Deb Holliday (herbs), Terri Loe (hardscape), Dennis Britton (composting), Carlos Valdez (rainwater harvesting), Sandra Williams (butterflies), Huxley Smith (roses) and Stephanie Martin. If you didn't attend, you missed very informative presentations.

Thank you to Jackie Martin for chairing the Kid Zone again. The children and parents learned about gardening and received packets of seeds to plant at home.

Mark your calendar for the Fall Home & Garden Show September 12-14. Please contact me if you are interested in chairing the education booth.

Please don't miss an opportunity to promote the Master Gardener program.

Master Gardeners have two requests for YEEHA! at Schanen Estates Elementary (March 4) and Mireles (March 5). Please contact our YEEHA! gurus Stephanie and Gary Martin for participation with this worthwhile and rewarding project.

On March 27th, there will be a press conference at Ray High School to promote Learning to Grow with the Junior League's Kids in the Kitchen project, details to come.

The Big Bloom will be April 5th at the Botanical Gardens. In the past, Master Gardeners have assisted with unloading, labeling and arranging plants the week of the event. Information will be forth coming.

Remember the education excursion is funded by the plant auction scheduled for April. The team is in need of a chairperson. The chairperson must be certified.

Kudos to Betty Rogers for the informative and educational program on the new volunteer hours reporting system. Be patient with us.

I look forward to working with all members and thank you to everyone for all you do for the Nueces Master Gardeners.

Norma
Norma Hernandez
President 2014

Other Happenings March 2014

Wed. Mar. 5

*Coastal Bend Cacti & Succulent Society, 7pm, GC, 852-7700

*South Texas Orchid Society, 7pm, GC, 364-3425

Thurs. Mar. 6

*Rose Society, 7pm, GC, 853-7554

*Orchid Novice Class, 7pm, BG, 854-7624

Tue. Mar. 11

*Corpus Christi Area Garden Council, 10am, GC, 728-4386

*"Bring Nature Home-Garden with Natives" brown bag, 12-1pm, 892 Airport Rd, Rockport Ext. Office, 361-790-0103

Wed. Mar. 12

*Rockport Herb & Rose Study Group, 10am, ACISD Maintenance Dept., 619 N. Live Oak St., Room 14, Rockport, 361-790-0103

Sat. Mar. 15

*"South Texas Reptiles and Amphibians Up-Close" seminar, 10am, BG, 852-2100

Tue. Mar. 18

* MG Executive and General Meetings, 10am and 12Noon, GC, 816-8206

Wed. Mar. 20

*Bromeliad Society, 7pm, GC, 658-8650

Fri. & Sat. Mar. 21 & 22

*"Wildflowers 101 Short Course", 6:15-9:15pm, field trip March 22, 8:30am-1:30pm, BG, 852-2100

Sat. Mar. 22

*Spring Plant Sale 9am-1pm, Coastal Oaks Garden at Rockport Extension, 361-790-0103

Wed. Mar. 26

*Plumeria Society, 7pm, GC, 813-9616


Thu. Mar. 27

*Bonsai Society, 7pm, GC, 992-0009

BG=Botanical Gardens

GC=Garden Center (Greeley Senior Center)

Be sure to note all of the opportunities for educational hours (601) at the Botanical Gardens, local nurseries, plant societies and Master Gardeners' programs. (Program portion only)



TEXAS A&M
AGRILIFE
EXTENSION

Agent's Notes

Howdy!

I can't believe how quickly this month has flown by!

The Soil Campaign that was held last month was a huge success! We had 295 residents partake in this opportunity, and have recently begun mailing out the results. Thanks again to Gill's and Turners Nurseries, as well as to the individuals at the Corpus Christi Water Department for all of their support and participation.

I was able to briefly assist with seed packing that was held on February 11th, and was amazed at how hard everyone worked, and how efficient the packing process was! The Texas GROW! EAT! GO! and Learning to Grow Programs are such a great opportunity for kids to not only learn about plants, but it also gives them some great hands-on experience in the garden. On February 19th and 20th I had Texas GROW! EAT! GO! garden plantings at Woodlawn and Oak Park Elementary Schools. The kids as well as the teachers and other faculty at the schools were very excited and anxious to plant the garden and watch it grow.

I had the opportunity to be a speaker on Friday at the Home and Garden Show and enjoyed getting to visit with the Master Gardeners, as well as the community. The booths were beautiful! Thank you all who took the time to help load, setup, unload, and present programs.

I recently had a meeting with the Parks and Recreation Department and have been appointed by the City Council to be on a Tree Advisory Committee. I am very excited to be a member and look forward to getting this committee started!

On February 17th and 18th I attended a Landscape School of Design Course that was held in College Station. I learned various techniques on how to landscape different areas, as well as some of the history of landscape and design. It was an interactive training that also included site visits to some beautiful homes and business landscapes as well.

On February 25th I held my first Coastal Bend Landscape Conference that was sponsored by Texas AgriLife Extension Service, the Nueces County Extension LAB, the City of Corpus Christi Storm Water Department, and Del Mar College. We had some wonderful speakers and had a great turnout! Thank you to the Master Gardeners who attended and also volunteered to help with registration.

I expect March to go by in a flash! I look forward to participating in the YEEHA! Programs at the elementary schools, and will be presenting at a Texas Public Health Association meeting later this month.

Thank you for all that you do!

Jessica Weizer
CEA-Horticulture
Jessica.Weizer@ag.tamu.edu

March Meeting Lunch



Potluck Luncheon

To volunteer for future lunches,
Contact Rita Phillips 991-0750
Or e-mail
rnphillipsctx@grandecom.net

Next MG General Meeting

March 18th, noon at GC

Program:
Annual Awards Presentations

Next MG Board of Directors Meeting

March 18th, 10:00 a.m. at GC
(3rd Tuesday monthly, except December)



March 1 **Getting Ready For Spring**
Staff Billy Feamster and Carol Krank, 10-Noon

March 15 **South Texas Reptiles and Amphibians Up-Close**
Botanical Gardens Resident Reptiles exhibit creator, Billy Feamster, teaches about habits and habitats of frogs, toads, iguanas, turtles, tortoises, lizards and snakes.

March 21-22 **Wildflowers 101 Short Course**
Naturalist Gene Blacklock covers identifying and studying native Texas wildflowers. The hands-on classroom lecture is 6:15-9:15 p.m., Friday, March 21; with field trip 8:30 a.m.-1:30 p.m., Saturday, March 22. Total course fee is \$45 members, \$80 non-members--which includes an individual membership. **Prepaid registration required**, at 361-852-2100



03/04	Jenny Mohundro	Class 19
03/07	Pauline Mullen	Class 11
03/11	Carol Krank	Class 16
03/14	Alene Burch	Class 23
03/17	Susie Martin	Class 24
03/21	Joanne Salge	Class 20
03/24	Ana Abarca	Class 23
03/30	Ola Mae Batteau	Class 11

Plan to Attend The

Media Kick-Off At Ray High School

Featuring
Junior League's
Kids in the Kitchen Program
And
Master Gardeners'
Teaching Gardens LTG Programs

Tentatively set for
3:00 or 4:00 p.m. on March 27

Watch for Lisa or DeAnna's e-mails for a firm date and time!

When the media arrive and cameras roll,
make sure that they see a crowd filled with
friendly, smiling Master Gardeners .

Volunteer Opportunities

Ongoing: Ray High School Greenhouse
Behind Ray H.S., Staples & Texan Trail.
Monday Classroom speakers 9:55 & 12:01
Tuesday Greenhouse classes 9:55 & 12:01
Tuesday Botany Club 4:00-5:00

Ongoing: Food Bank Project "Outgrow Hunger" 826 Krill Dr. (Navigation then right on Savage Lane to Krill).
Tuesdays 7:30a.m. (Except MG meeting day then Wednesday) Contact: Mary Lambert 813-7596 or e-mail her at cwlme1@yahoo.com

Ongoing: Nature Conservatory, Mon., March 10 & March 24, 4:00 & Blucher Park 5:00 until sundown.

(Behind the Main Library) Bring gloves, bug spray, plus a bag lunch & chair if you plan to stay for our Chat & Chew time. Contact: Karen Smith 877-9723

Ongoing: Courtyard Maintenance at the Senior Garden Center, 1st Monday, 9:15 a.m. Contact: Betty Whitt 991-5375

Ongoing: Botanical Gardens, Wednesdays, 8:00 a.m.
Contact: Jessica Latimer 993-6013

Areas to work:

1. Hummingbird Garden
2. Butterfly Garden (new)
3. Sensory Garden
4. Earth Kind Garden

Check With Michael, Carol, or Billy for work tasks.

Garden Council Meeting

Tuesday, March 11, 6:30 pm. Covered dish

Planning your landscape for the future: Xeriscape, Drought and Native Plants
by Joanne Salge, MG Class 20

This is one of our two annual night meetings and is a covered dish event.

Bring your favorite dish and join us.

Everyone is welcome.!

Nueces Master Gardeners In Action

2014 Spring Home & Garden Show

Start Spreading The News



Dennis Britton, the Lamberts, Deb Martin and gang unload and set up the MG booth.



Jackie Martin gets the kids interested in seeds in the Kids Zone.



Stephanie Martin and Dennis Britton spreading the gardening news through presentations



Deb Holliday, Lan-Lee Linn, and Jenny Mohundro give gardening advice at the MG booth.



Who could resist signing up to join Nueces Master Gardeners when enticed by the smiling faces of Carol Barragy, Norma Hernandez, and Sandra Williams?

The Lemons In My Garden

Sandra Williams

Nueces Master Gardener



The flavor of and aroma lemons is delightful to me and I have a number of “lemony” plants. I have had a Meyer Lemon (*Citrus × meyeri*) for several years. However, I think I have a “lemon of a lemon,” for it has never produced any viable fruit, despite its fragrant blooms. Lemon juice has been cosmetically used as mild hair bleach. Its oils are used to scent food, perfume and cosmetics and it makes a refreshing summer drink. It’s a great source of vitamin C, potassium and folate. I decided that if I could not grow a producing lemon tree, I would enjoy the aroma and flavor of lemons through other plants.

I planted a small clump of Lemon Grass (*Cymbopogon citratus*) when I moved here two years ago. The Lemon Grass seems quite happy. It has grown into a clump which is at least six feet tall and six feet wide. The plump bases of the shoots of lemon grass are used in Thai cooking. The leaves can be used to make a flavorful tea. A spray of the essential oils is said to have antibacterial properties and I am told it repels mosquitos.

The Lemon Verbena (*Aloysia triphyela*) planted in my “herb circle” struggles along in a most valiant manner. Maybe it will bloom next summer with the addition of compost and some fertilizer. Its leaves are extremely flavorful and can be used in drinks, fruits, sweet dishes and herbal teas. The tea is mildly sedative and soothes bronchial and nasal congestion, nausea and indigestion.

Lemon Basil (*Ocimum basilicum citriodorum*) is a real soldier. It has somehow spread far and wide in my small yard. Last year it came through our mild winter. This year it appears to be unhappy about the colder weather, but I know it will return come spring, as it readily self sows. It can be used to flavor foods and would be a good addition to herbal oils and vinegars.

The last of my “lemon plants” is Lemon Balm (*Melissa Officialis*). This was planted in a mostly shady spot and looks very happy and luxuriant. It shelters and spreads under and around other plants in its vicinity. Some varieties grow into bush form while others stay lower to the ground. Fresh leaves can be used to impart a lemon flavor to cooked dishes, oil, vinegar and liqueur. The leaves may sooth insect bites and can be brewed into a tea. Extract of Lemon Balm is said to be anti-viral.

While prowling the plant nurseries this spring, I’ll be keeping my eyes open for lemon mint, lemon geranium, lemon thyme and any other lemony plant available.

It takes specialized training to learn about the various uses of plants and how to identify them. The plants above are all recognized as culinary herbs and purchased from certified growers. I have no doubt they are as they were labeled. Herbs have been used for dyes, medicines, cosmetics and flavorings. It might be the leaves, the roots, bark, seeds, stems or flowers which are used in particular ways, and the active ingredient could be extracted from the plant in a wide variety of ways. Some herbs are gathered only seasonally. Caution is advised if foraging, as there are herbs which look very similar to plants which are toxic. If using an herb for the first time, use in small amounts to determine any allergic reaction.

Texas Master Gardener Volunteer Management System

Have You Tried It Yet?



Betty Rogers, our Volunteer Hours expert, presented a program on the new on-line reporting system at our last meeting. The system is now up and running and ready for our certified members to use. Student Interns must still report directly to Betty each month.

If you have not tried the new system yet, you need to dip your toes in the water (more exactly, your fingers to the keyboard) and begin this new adventure! It is now the only way to report your volunteer and continuing education hours. If you do not have a computer, get to a computer of a friend, family member, public library, or Extension office. So let's get started and get you officially set up in the system!

Getting Set Up The First Time

In the URL line near the top of your screen, type <https://texas.mastergardenersystem.org> and press ENTER. The page that appears gives you a place to supply your e-mail address and then to click on the **New User** button at the bottom of the page. The system will send a temporary password to your email address. After you exit and go to your e-mail to get the temporary password, start the procedure again from the beginning. Log-in using your e-mail, the password, then press **LOGIN**. This will officially take you into the system. A brown banner near the top of the page will greet you by name!

In the gold block on the right side labeled "YOUR INFORMATION," click on Edit Your Profile. Fill in the information requested such as name, address, phones, etc. Notice that the phone section gives you the choice of which number you prefer callers to use. All of this information will automatically be transferred into the Member Roster. You can change any of this information in the future by returning to Edit Your Profile.

Below the phone section is the place to make up a password of your choosing. **DON'T FORGET TO WRITE A REMINDER!**

You can even insert your picture if you know how to do this. If not, ask for help. It is not required, but wouldn't it be nice if everyone did this. You could go to the Member Roster, click on a name, and see the face of Master Gardeners you don't know. So far, Leland Johnson and I are the only ones who have entered our photo. His looks like a studio portrait. Mine is one I cropped from a snapshot I had on my computer.

After you complete the blanks on this page, scroll to the bottom and click on SAVE INFORMATION.

You are now officially in the system and can start entering your volunteer hours. For future visits to the Texas Master Gardener Volunteer System, you will just type in the URL, type in your password and press LOGIN. To make it even easier, BOOKMARK the homepage the first time you login.

Continue to the next page to learn how to enter your volunteer hours.

Entering Volunteer Hours

Start your session by entering the URS <https://texas.mastergardenersystem.org> and ENTER. At the Home Page, type your own password and press LOGIN.

In the gold block on the right side labeled "YOUR INFORMATION," click on Add New Hours. You will see six places to enter information. Use only the ones you need for each entry. If you are not at an education event, then do not enter *Continuing Education* hours. Only use *Miles Driven* if you would like to use this to accumulate driving miles to report on your Income Tax if you itemize volunteer work. Master Gardeners report driving time as *Volunteer Hours* and it is done as a separate Event Description.

Event Description

Type the meeting, program, or project you attended so that you remember the event.

Event Date

Use the drop down calendar at the end of the event. Click on the date which will appear in the Event Date blank.

Apply to Project (REQUIRED)

Use the down arrow to drop down a list of events. Click on one to Apply to Project.

Miles Driven

Use the Miles Driven only if you want the record for IRS tax forms next year.

Volunteer Hours

Enter Volunteer Hours in correct decimal form (.5 for ½ hour, .75 for ¾ hour, etc)

Continuing Education

IMPORTANT: Now scroll to the bottom of the page and click on **SAVE HOURS**. Failure to do this step means all your above information will not be recorded.

FOR EXAMPLE, to record hours for attending an MG Meeting and staying for the program and then doing the travel time as a separate item as Betty requested, do the following steps.

Starting with Add New Hours, make the **Event Description** about attending a meeting. EXAMPLE: *Attended regular MG Meeting*. Enter the **Event Date** using the drop down calendar. Use the drop down arrow and click to **Apply A Project**. In the **Volunteer Hours** blank, enter the length of time for the meeting, then scroll down and **SAVE HOURS**.

Now do the above process again starting with Add New Hours and make the **Event Description** about your Continuing Education time. EXAMPLE: *Attended MG Meeting program on the new Volunteer Hours System*. Enter the **Event Date** using the drop down calendar. Use the drop down arrow and click to **Apply A Project**. In the **Continuing Education** blank, enter the length of time for the program, and then scroll down and **SAVE HOURS**.

Now do the above process again starting with Add New Hours and make the **Event Description** about your travel time. EXAMPLE: *Travel time to MG Meeting*. Enter the **Event Date** using the drop down calendar. Use the drop down arrow and click to **Apply A Project**. In the **Volunteer Hours** blank, enter you travel time, and then scroll down and **SAVE HOURS**.

When finished with reporting hours for the meeting, the continuing education program, and the travel time, go to the gold block and click on View Your Hours. Here you will see the final result of your work which tallies your volunteer, CE, and travel time.

To end your session, click on LOG OUT at the top of the page above the gold Texas Master Gardener banner.

As you do this month by month, the hours will accumulate. From this, Extension office reports can be made, awards for service can be issued, and credit for certification will be applied.

You can also go to the gold block for "GENERAL INFORMATION" and click on the Member Roster to see your name, address, phone, and e-mail there for MG's to use in contacting you. I hope you added a photo !

Improve your Landscaping AND
Conserve Water! Join in -

Mulch Madness

FREE MULCH!

Bring your own shovel to fill up containers, trucks or trailers with **FREE** mulch!

Drop off household hazardous waste and recyclables, too!

Open bed vehicles must be covered with a tarp after loading.

Saturday, March 15

10 AM to 2 PM

Citizens Collection Center,

JC Elliott Transfer Station

7001 Ayers St.

LEARN HOW:

MULCHING under trees & shrubs, in flower beds and vegetable gardens reduces the need for water!

HELPS control weeds!

PROTECTS plants from extreme heat and cold!

FEEDS plants important nutrients!

Don't want to shovel your own mulch?

Stop by participating local merchants for bagged or bulk mulch at big discounts!

Gill Landscape Nursery - 2 locations

2810 Airline and 4441 S. Alameda

Turner's Gardenland - 6503 SPID





Jessica M. Weizer, CEA- Horticulture
Editor: Jenny Mohundro

Disclaimer - the information herein is for informational purposes only. Reference to commercial products or trade names is made with the understanding that no discrimination is intended and no endorsement by the Master Gardeners is implied. Educational programs of the Texas A&M AgriLife Extension Service are open to all citizens without regard to race, color, sex, disability, religion, age or national origin.

Individuals with disabilities who require an auxiliary aid, service, or accommodation in order to participate in any Extension event are encouraged to contact their County Extension Office at 361-767-5217 at least one week in advance of the program in order for proper arrangements to be made.

In the event of a name, address or phone number change please contact the office at:

*Texas A&M AgriLife Extension Service
710 E. Main, Suite 1, Attn: Horticulture
Robstown, Texas 78380
(361) 767-5217*